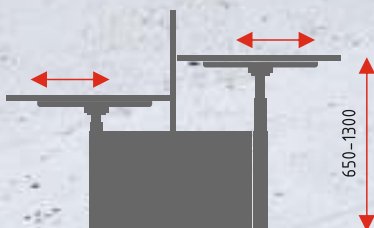
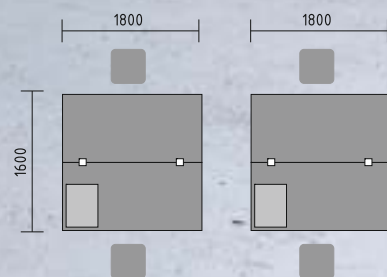


DRIVE

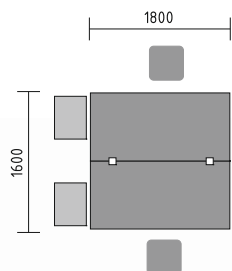
DRIVE bench gives the opportunity of quick and easy adjusting to individual needs without compromising on functionality and space. Each work counter has its own individual mechanism which works independently. DRIVE bench can be equipped with fabric panels to divide a work surface for more privacy. Dividing the work surface does not, in any way, reduce the access to the horizontal cable management underneath the work top.



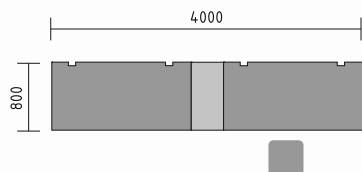


- CTA50** X 2 BENCH WITH ELECTRIC HEIGHT ADJUSTMENT 1800/1690/650-1300
ZD818 X 2 FABRIC PANEL 1794/38/800
A5504 STORAGE 801/432/1833
A5404WZ STORAGE WITH GLASS DOOR 801/432/1833
A5104HZ STORAGE WITH HPL FRONT 801/432/1833
SLD13 X 2 PEDESTAL 402/600/586
SAVA X 2 CHAIR 660/610/1050-1150

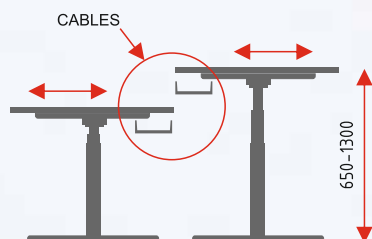
DRIVE


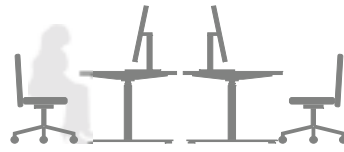


CTA05 X 2 STRAIGHT DESK WITH ELECTRIC HEIGHT ADJUSTMENT 1800/800/650/1300
ZM618 FABRIC PANEL FOR SINGLE DESK 1800/38/650
ZN13 X 4 DIVISORY FABRIC SIDE PANEL 800/38/650
IKDT13 X 3 PEDESTAL 402/600/586
A2L06 X 4 TAMBOUR STORAGE 1200/432/740
S94 X 2 VERTICAL CABLE DUCTIN Ø140/750-1200
SAVA CHAIR 660/610/1050-1150



CTA04 X 2 STRAIGHT DESK WITH ELECTRIC HEIGHT ADJUSTMENT 1600/800/650/1300
ZM616 X 2 FABRIC PANEL FOR SINGLE DESK 1600/38/650
S94 X 2 VERTICAL CABLE DUCTIN Ø140/750-1200
IKCD80 CARGO PEDESTAL 402/800/1100
IKDT12 PEDESTAL 402/600/586
SAVA CHAIR 660/610/1050-1150





DRIVE is an electric height regulation desks which allows for customized standing and sitting positions and is a great ergonomically solution. The electrical height regulator, located underneath the work surface, simplifies changes in positions depending on one's office needs. Changing position during long working hours increases work effectiveness, productivity and health. To create an intimate climate, DRIVE allows you to add acoustic panels. There are two types of acoustic panels which fit perfectly both horizontally and vertically to the worktop.

